

## Family Child Care Courses: CDA Subject Area 1






### Planning a safe and healthy learning environment

LearnERS Course Descriptions	Clock Hours
 <b>Indoor Space Used for Child Care:</b> Learn what ample, accessible space looks like in home-based child care that meets the health and safety needs of children in a quality learning environment.	2
 <b>Furniture for Routine Care, Play, and Learning:</b> Learn how to recognize the types of age-appropriate furnishings that are important for children of different ages and abilities.	2
 <b>Arrangement of Indoor Space for Child Care:</b> Learn strategies for setting up and organizing the spaces in home-based child care to ensure a learning-rich environment for all the children.	3
 <b>Meals and Snacks:</b> Investigate ways to create a pleasant social environment during meals and snacks while assuring nutritional needs, sanitary conditions, and a regular yet flexible schedule.	3
 <b>Health Practices:</b> Learn how to use proper sanitary procedures, encourage children's self-help skills, and promote healthy habits.	3
 <b>Safety Practices:</b> Recognize and reflect on how to limit hazards both indoors and outdoors as well as how to provide supervision and interactions which contribute to a safe environment.	3
 <b>Supervision of Gross Motor Play:</b> Discover how to use supervision to build positive relationships with children and encourage the development of gross motor skills.	2
 <b>Supervision of Play and Learning:</b> Investigate how to foster an environment providing opportunities for children to feel physically and emotionally safe enough to explore and learn.	2
 <b>Schedule and Transitions:</b> Explore how to create a schedule that is flexible to meet the changing needs and interests of each child.	2
 <b>Group Time:</b> Learn to plan age-appropriate engaging activities for small groups of children. Allow children's choice whether or not to participate and support their involvement.	2

## Family Child Care Courses: CDA Subject Area 2






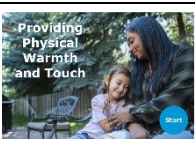


### Advancing children’s physical and intellectual development

LearnERS Course Descriptions	Clock Hours
 <p><b>Talking with Children:</b> Learn how to talk to children about activities and routines, exposing them to the rhythm and pattern of spoken language, and help them connect words to things and people around them.</p>	2
 <p><b>Encouraging Vocabulary Development:</b> Identify ways to provide a learning-rich environment that includes descriptive words and opportunities to use new vocabulary.</p>	3
 <p><b>Responding to Children's Communication:</b> Learn to provide positive responses and interest in children’s communication and help them add words and ideas to their communication.</p>	2
 <p><b>Provider Use of Books with Children:</b> Identify ways to use books that will engage children and appropriately support their emerging language development.</p>	2
 <p><b>Encouraging Children’s Use of Books:</b> Explore ways to provide a learning-rich environment with a wide selection of books for children of all ages and provide positive attention to children looking at and reading books on their own.</p>	2
 <p><b>Fine Motor:</b> Explore ways to provide a wide selection of appropriate fine motor materials while creating a climate that supports independent use of materials for children of all ages and developmental stages.</p>	3
 <p><b>Art:</b> Explore types of age-appropriate art materials and encourage individual expression while providing attentive supervision based on the ages and abilities of the children.</p>	2
 <p><b>Music and Movement:</b> Investigate ways to provide a learning-rich environment with age-appropriate musical instruments and toys for children of different ages and developmental stages.</p>	3
 <p><b>Blocks:</b> Explore the types of blocks and accessories, the space for building, and ways to support children's curiosity, reasoning, and problem solving to create quality block play experiences.</p>	2
 <p><b>Dramatic Play:</b> Explore the requirements for a quality dramatic play area that allow children to make decisions about materials and play scenarios that develop creativity, self-regulation, and cooperation with others.</p>	3

 <p><b>Nature and Science</b></p>	<p><b>Nature and Science:</b> Explore many hands-on activities and materials that allow children of all ages to learn about the natural world both indoors and outdoors.</p>	2
 <p><b>Math and Number</b></p>	<p><b>Math and Number:</b> Learn how to create a playful environment for children using appropriate math materials that help shape and build their mathematical thinking.</p>	2
 <p><b>Appropriate Use of Screen Time</b></p>	<p><b>Appropriate Use of Screen Time:</b> Identify how to use electronic media in way that support children's learning.</p>	2
 <p><b>Gross Motor</b></p>	<p><b>Gross Motor:</b> Identify types of appropriate gross motor space and equipment and learn the importance of your interactions to support instruction and supervision for infants through school-age children.</p>	3
 <p><b>Free Play</b></p>	<p><b>Free Play:</b> Learn how to create a free play environment where children make choices, follow their interests, are socially interactive, and explore ideas that are appropriate for their age.</p>	2

## Family Child Care Courses: CDA Subject Area 3

### Supporting children's social and emotional development

LearnERS Course Descriptions	Clock Hours
	<p><b>Display for Children:</b> Identify types of displays in a learning rich environment that honor and reflect each child, their family, their culture, and their interest</p> <p style="text-align: right;">2</p>
	<p><b>Diapering and Toileting:</b> Identify safe, sanitary procedures for diapering and toileting while understanding how these daily routines can foster opportunities for children to develop a sense of independence along with other important developmental skills.</p> <p style="text-align: right;">2</p>
	<p><b>Encouraging Children to Communicate:</b> Identify ways to provide turn-taking conversations with children during play and routines as well as learn the types of questions that will encourage children to communicate.</p> <p style="text-align: right;">3</p>
	<p><b>Promoting Acceptance of Diversity:</b> Explore how to create an environment that fosters a sense of belonging and values diversity.</p> <p style="text-align: right;">2</p>
	<p><b>Provider-Child Interaction:</b> Explore how to provide supportive interactions that meet the needs of all children and fosters positive attachments and meaningful relationships. This includes how to be present and observant of the children in your care and learning ways to be supportive when they</p> <p style="text-align: right;">2</p>
	<p><b>Providing Physical Warmth and Touch:</b> Investigate appropriate ways to provide holding, patting, and physical warmth based on moods, personality, and preferences of each individual child to help establish a secure attachment.</p> <p style="text-align: right;">2</p>
	<p><b>Guiding Children's Behavior:</b> Explore how to use positive methods to guide children's behavior while learning how to set age-appropriate expectations.</p> <p style="text-align: right;">3</p>
	<p><b>Interactions Among Children:</b> Explore ways to promote social skills and friendships for children of all ages while understanding the developmental stages of their social and emotional development.</p> <p style="text-align: right;">2</p>